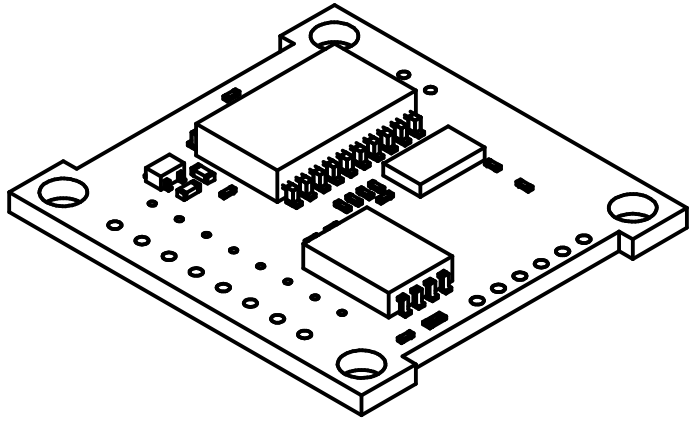
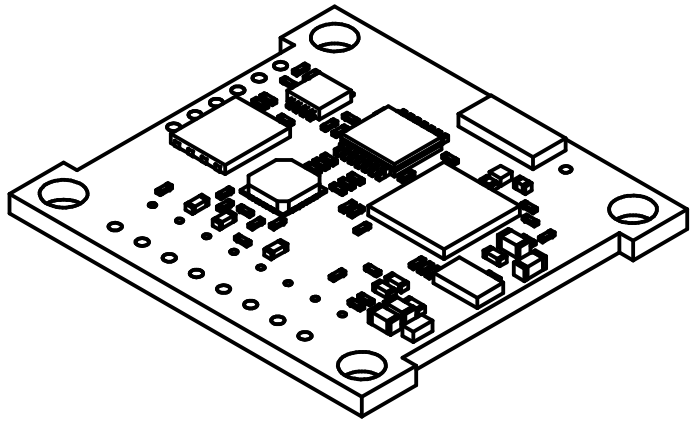
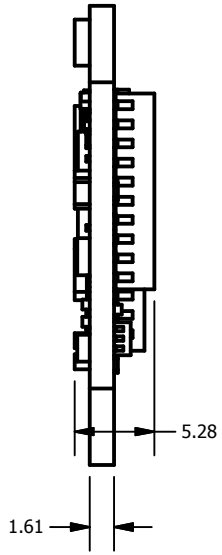
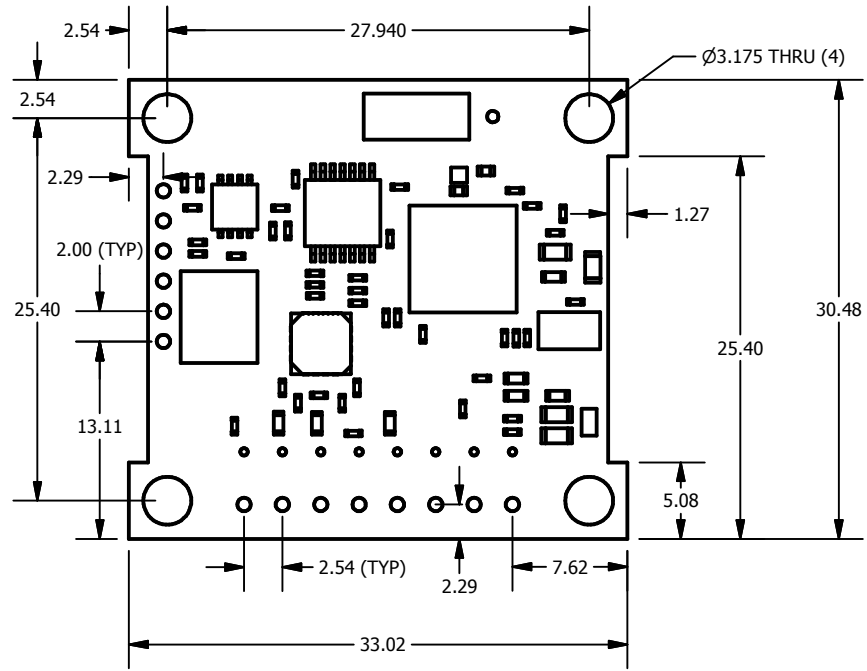


2

1

REV	DESCRIPTION	DATE	APPROVED

B



B

NOTE:  
ALL DIMENSIONS ARE IN MILLIMETERS

UNLESS OTHERWISE SPECIFIED ALL DIMENSIONS ARE IN INCHES.  
TOLERANCES:(UOS):  
.X = ± .02; .XX = ± .01; .XXX = ± .005  
HOLE DIAMETERS: ± .002; ANGLES: ± 0.5°  
SURFACE FINISH: 63 MICRONS  
MATERIAL:



459 Hurricane Lane, Suite 102  
Williston, VT 05495  
802-862-6629

TITLE  
**ASSYPCB,SG-LINK-OEM-2**

THIS DRAWING AND SPECIFICATIONS ARE THE PROPERTY OF MICROSTRAIN INC. AND SHALL NOT BE PRODUCED WITHOUT PERMISSION FROM MICROSTRAIN INC.

DESIGNED BY:  
DRAWN BY: RGL  
CHECKED BY:  
APPROVED BY:

SIZE A	CAGE CODE OXYZ9	DWG NO: <b>3036-7020</b>	REV <b>003</b>
SCALE 2:1	DATE: 2/12/2010	SHEET 1 OF 1	

2

1

