

2

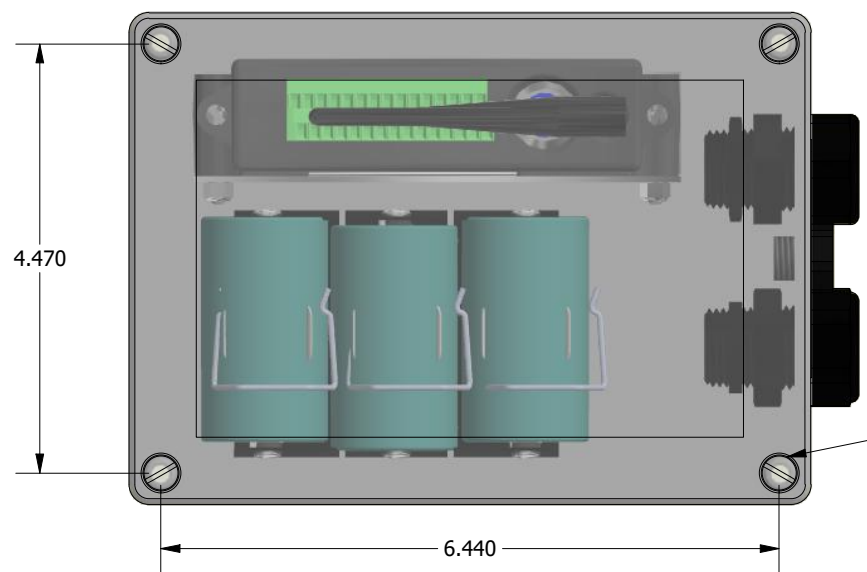
1

B

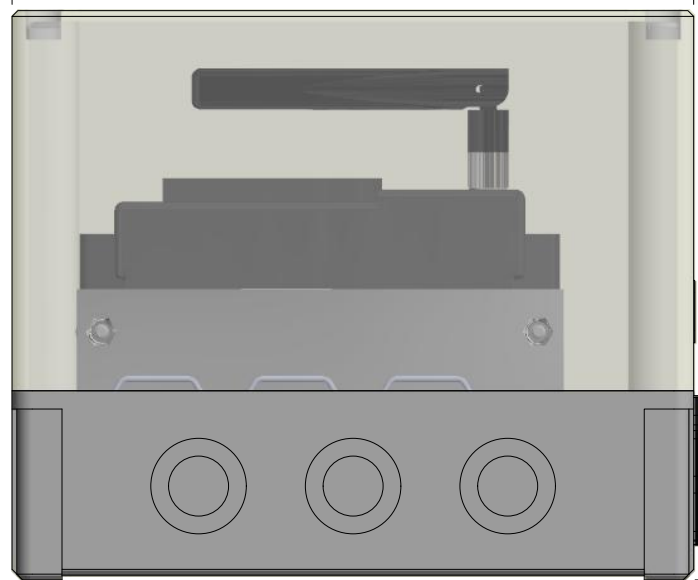
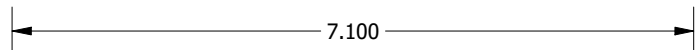
B

A

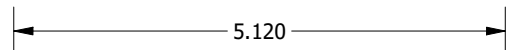
A



4X Ø .188 MOUNTING HOLES



5.930



NOTES:  
 1.) DRAWING SCALE 1:2

UNLESS OTHERWISE SPECIFIED  
 ALL DIMENSIONS ARE IN INCHES.  
 TOLERANCES:(UOS):  
 .X = ± .02  
 .XX = ± .01  
 .XXX = ± .005  
 HOLE DIAMETERS: ± .002  
 ANGLES: ± 0.5°  
 SURFACE FINISH: 63  
 MICROINCHES  
 MATERIAL:

DRAWN Chad Thelen	8/2/2017
REFERENCE PLM SYSTEM FOR APPROVALS	
THIS DRAWING AND SPECIFICATIONS ARE THE PROPERTY OF LORD-MICROSTRAIN AND SHALL NOT BE PRODUCED WITHOUT PERMISSION FROM LORD-MICROSTRAIN	

<b>LORDsensing</b> 459 HURRICANE LN. WILLISTON VT 802-862-6629	
TITLE <b>V-LINK-200-IP65</b>	
DWG NO 6313-5210	REV A
SIZE: A	CAGE CODE OXYZ9
SHEET 1 OF 1 WWW.MICROSTRAIN.COM	

2

1